



Fall 2020 Faculty Data Update

Susan Poser

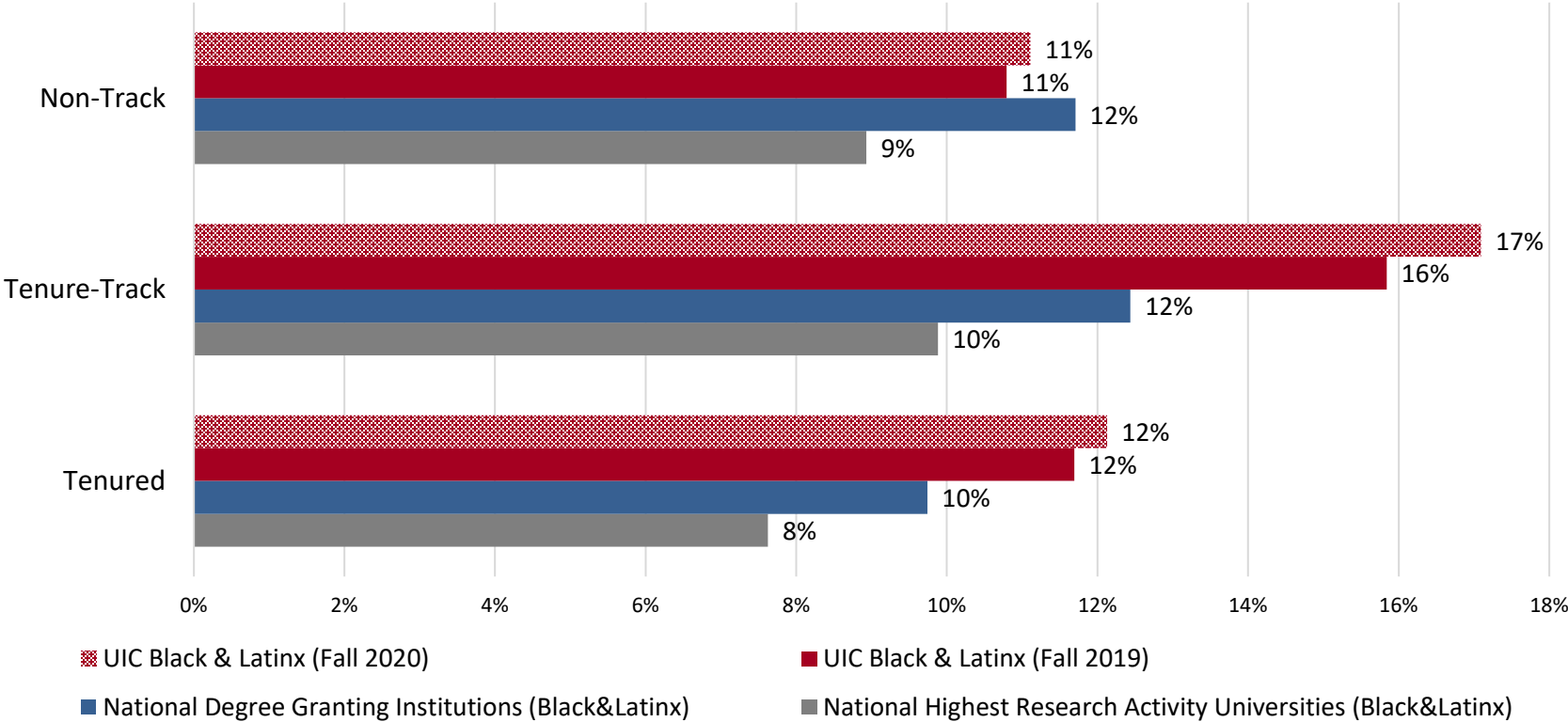
Provost and Vice Chancellor for Academic Affairs

University of Illinois at Chicago



UIC Compared to National Data on Black & Latinx Faculty, by Tenure Status (UIC Full-Time Faculty = .99 FTE or greater)

Percent Underrepresented Faculty (National Statistics Fall 2019 and UIC 2019 & 2020)

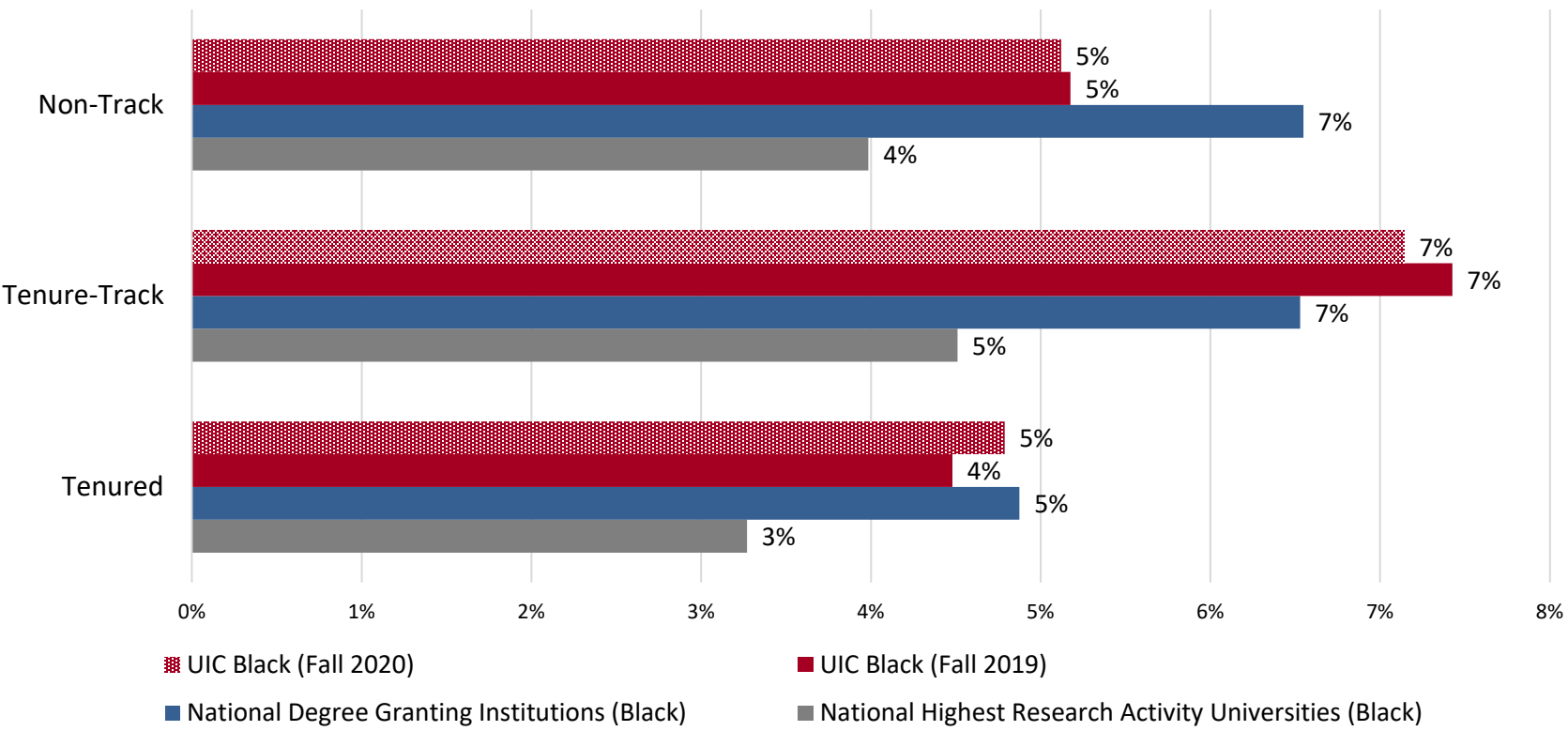


Percentage distribution of full-time instructional faculty in degree granting and highest research activity universities (N=131), by tenure status and selected race/ethnicity: Fall 2019. Both Fall 2019 and 2020 data reported for UIC.

Source for national data is the U.S. Department of Education, National Center for Education Statistics. *IPEDS Human Resources Survey*.

UIC Compared to National Data on Black Faculty, by Tenure Status (UIC Full-Time Faculty = .99 FTE or greater)

Percent Underrepresented Faculty (National Statistics Fall 2019 and UIC 2019 & 2020)

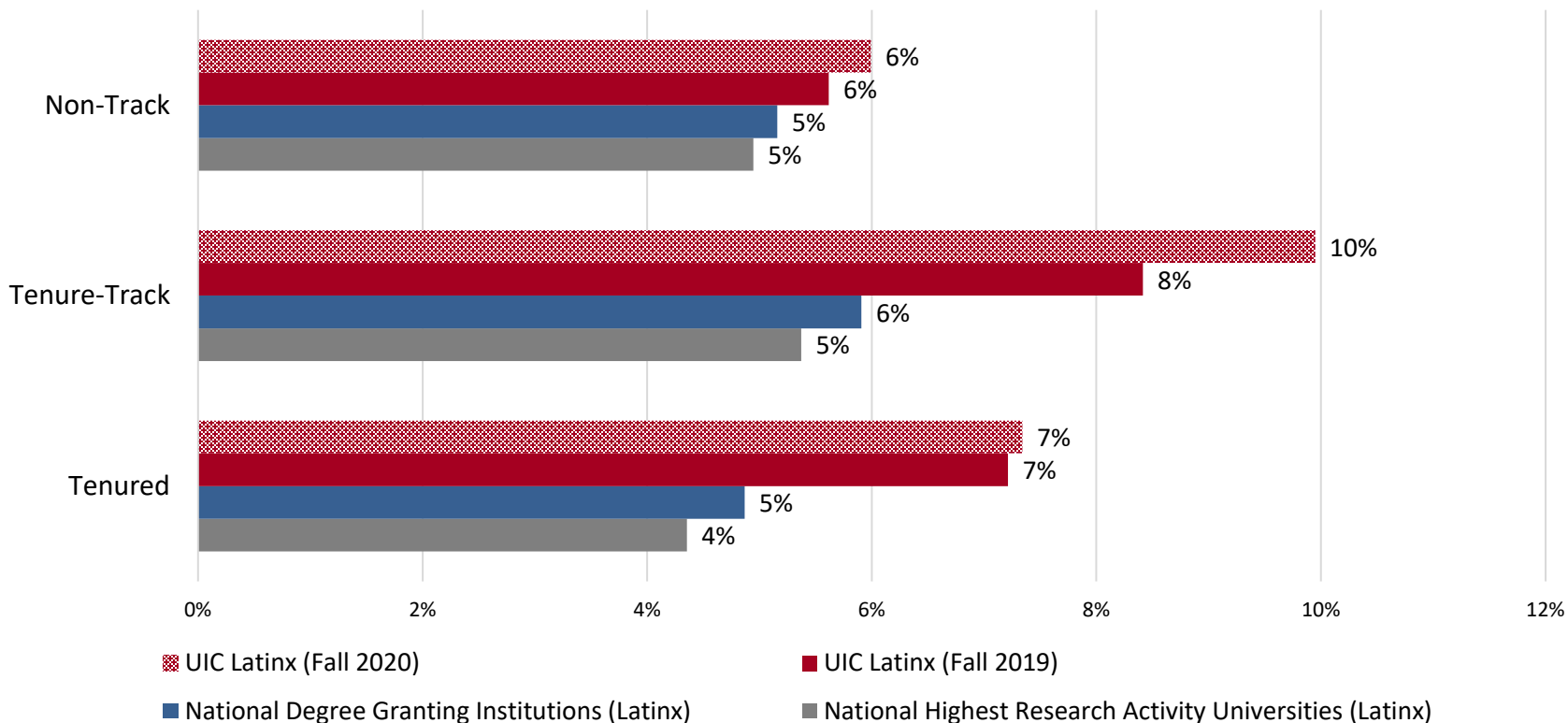


Percentage distribution of full-time instructional faculty in degree granting and highest research activity universities (N=131), by tenure status and selected race/ethnicity: Fall 2019. Both Fall 2019 and 2020 data reported for UIC.

Source for national data is the U.S. Department of Education, National Center for Education Statistics. *IPEDS Human Resources Survey.*

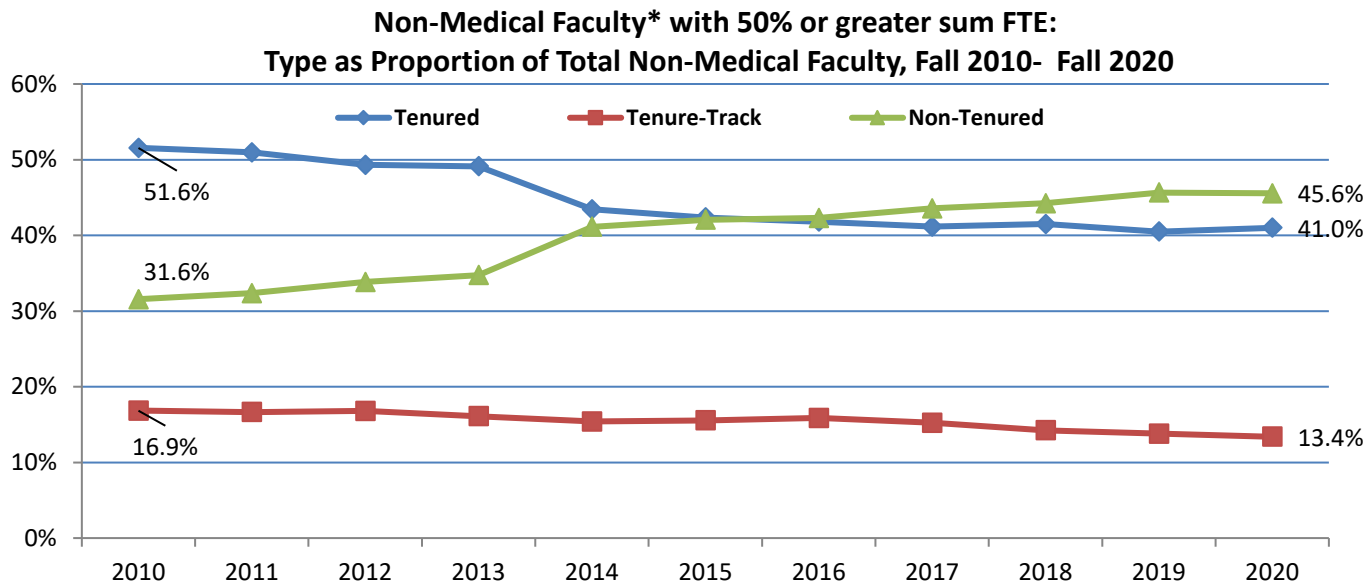
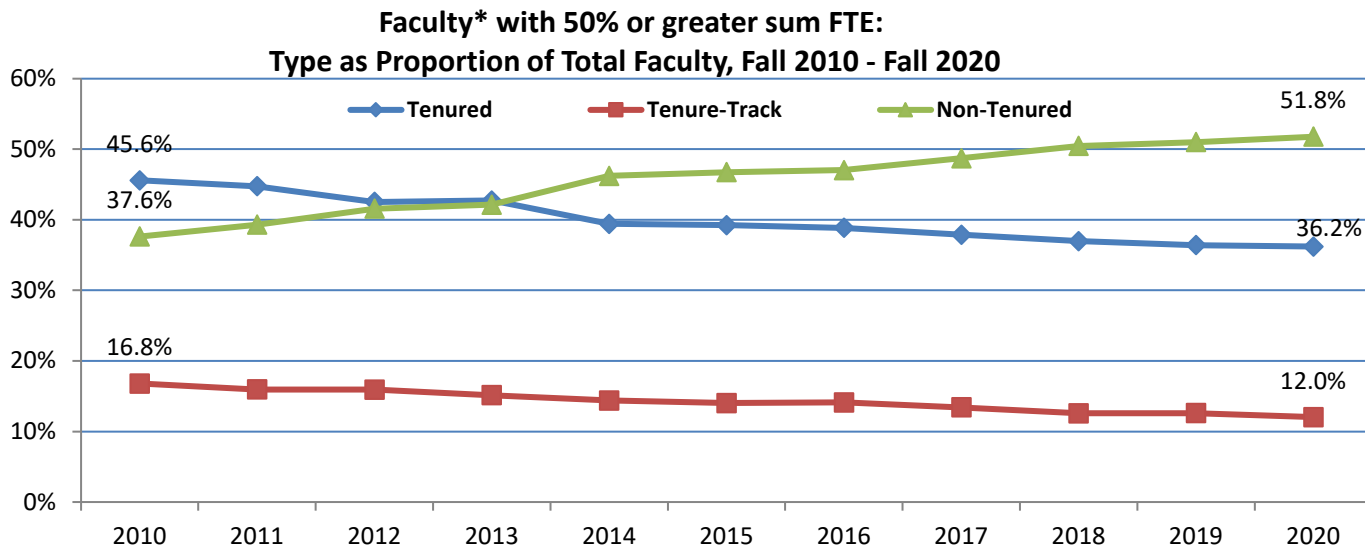
UIC Compared to National Data on Latinx Faculty, by Tenure Status (UIC Full-Time Faculty = .99 FTE or greater)

Percent Underrepresented Faculty (National Statistics Fall 2019 and UIC 2019 & 2020)



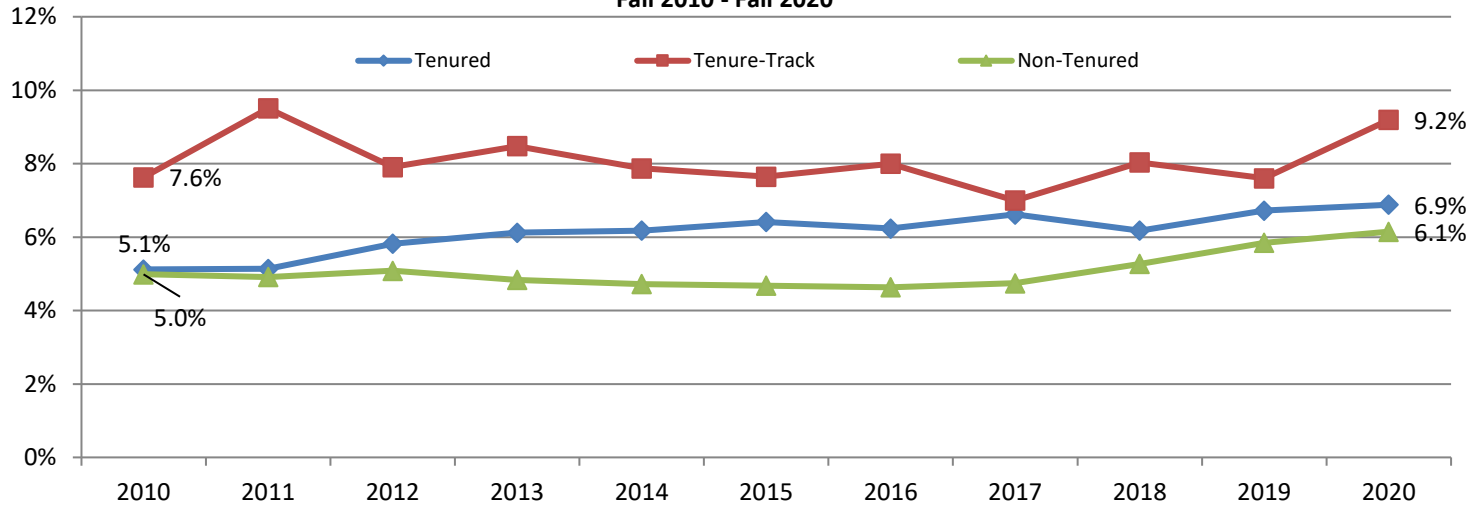
Percentage distribution of full-time instructional faculty in degree granting and highest research activity universities (N=131), by tenure status and selected race/ethnicity: Fall 2019. Both Fall 2019 and 2020 data reported for UIC.

Source for national data is the U.S. Department of Education, National Center for Education Statistics. *IPEDS Human Resources Survey.*

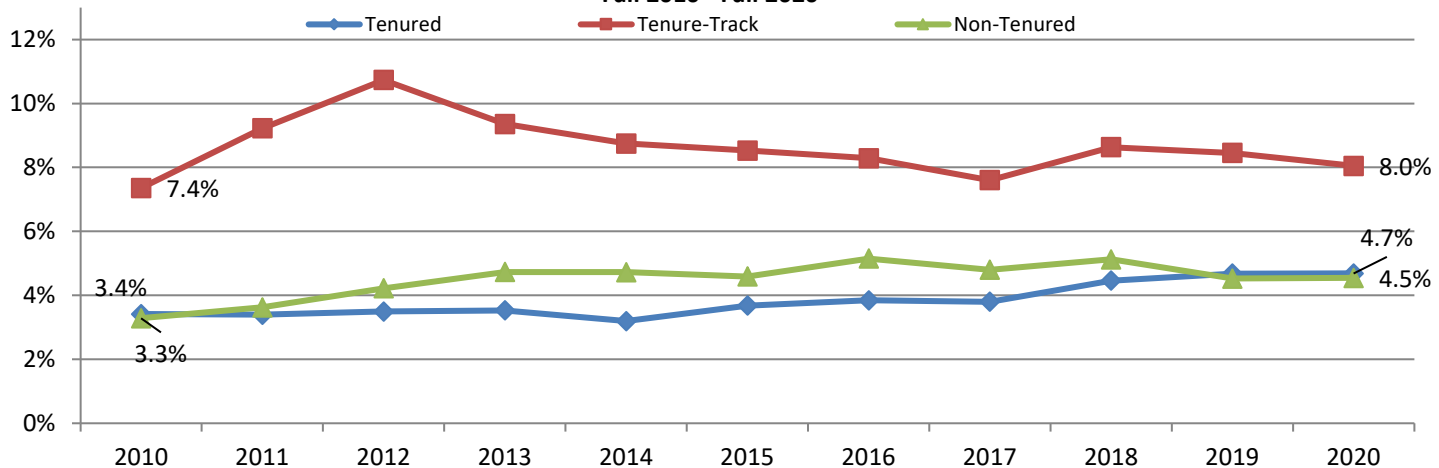


*Faculty counts based on the October HR Payroll File with job_detl_coa_cd = '2' (Chicago) or the subcampus CMU (CMU excluded from non-medical faculty counts). Faculty was determined by those having a non-zero teaching appointment using jobcat or being a tenured RAMP Administrator. Only individuals with an employee group code in A (Faculty) or B (Academic Professionals) are included. Therefore, postdocs and retirees are excluded. Visiting, adjunct, emeritus and retire/rehire are excluded. Faculty waiving tenure are recoded into Non-Tenured.

**Hispanic and/or Latino/a Faculty* with 50% or greater sum FTE:
Type as Proportion of Faculty with 50% or greater sum FTE,
Fall 2010 - Fall 2020**

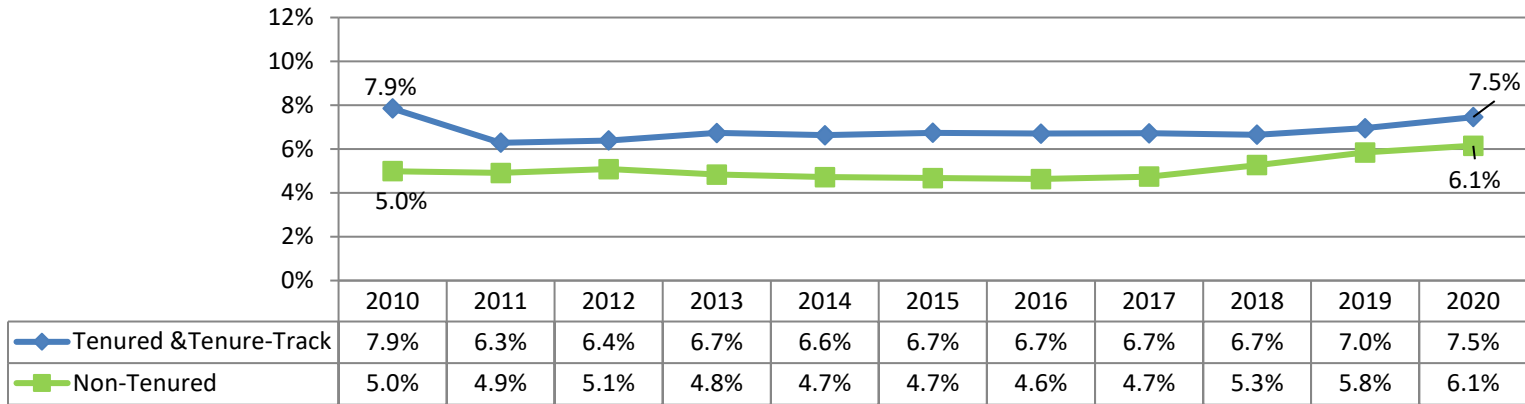


**African American Faculty* with 50% or greater sum FTE:
Type as Proportion of Faculty with 50% or greater sum FTE,
Fall 2010 - Fall 2020**

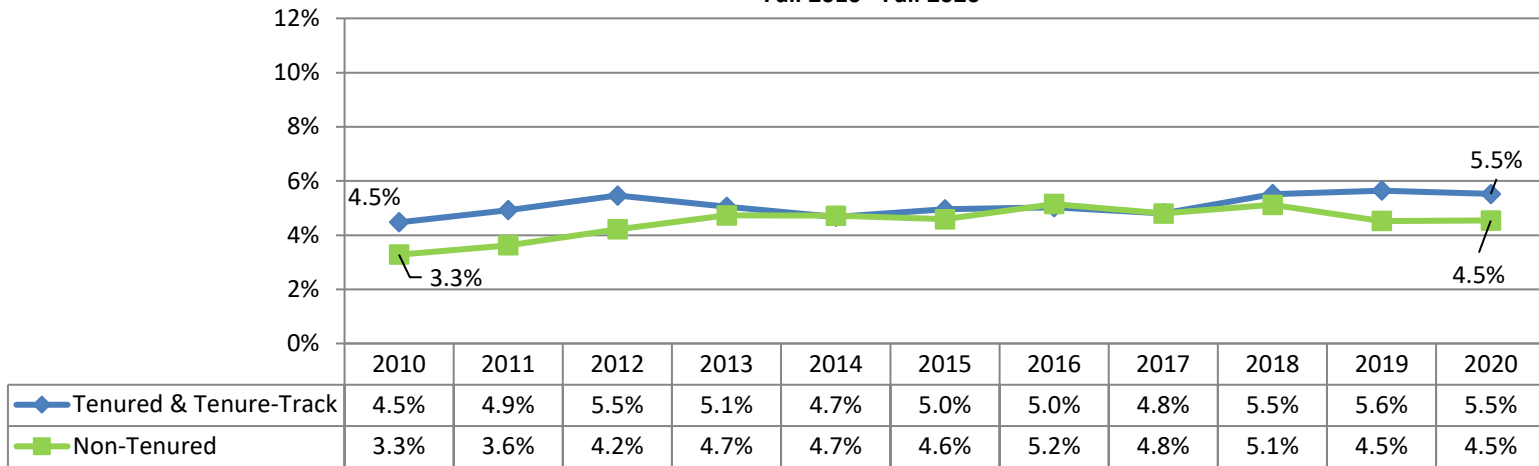


*Faculty counts based on the October HR Payroll File with job_detl_coa_cd = '2' (Chicago) or the subcampus CMU included. Faculty was determined by those having a non-zero teaching appointment using jobcat or being a tenured RAMP Administrator. Only individuals with an employee group code in A (Faculty) or B (Academic Professionals) are included. Therefore, postdocs and retirees are excluded. Visiting, adjunct, emeritus and retire/rehire are excluded. Faculty waiving tenure are recoded into Non-Tenured.

**Hispanic and/or Latino/a Faculty* with 50% or greater sum FTE:
Type as Proportion of Faculty with 50% or greater sum FTE,
Fall 2010 - Fall 2020**



**African American Faculty* with 50% or greater sum FTE:
Type as Proportion of Faculty with 50% or greater sum FTE,
Fall 2010 - Fall 2020**



*Faculty counts based on the October HR Payroll File with job_detl_coa_cd = '2' (Chicago) or the subcampus CMU (CMU excluded from non-medical faculty counts). Faculty was determined by those having a non-zero teaching appointment using jobcat or being a tenured RAMP Administrator. Only individuals with an employee group code in A (Faculty) or B (Academic Professionals) are included. Therefore, postdocs and retirees are excluded. Visiting, adjunct, emeritus and retire/rehire are excluded. Faculty waiving tenure are recoded into Non-Tenured.