

The Student Achievement Measure is supported by six sponsoring associations, working together to provide a more comprehensive and accurate picture of student progress and completion as students move across institutions and state boundaries.

University of Illinois at Chicago

Located in the heart of one of the world's great cities, the University of Illinois at Chicago is a vital part of the educational, technological and cultural fabric of the region. As one of the top 200 research-funded institutions in the world, UIC faculty discover the things that others teach. Choose from 16 academic colleges including the UIC College of Medicine, the largest in the nation, which educates one in six Illinois physicians. With 3,135 instructional faculty members, students can experience a personal learning experience. Our 21,641 undergrads and 11,749 graduate and professional students make up one of the most diverse student bodies in the United States. Our welcoming environment provides students the experience of multiple voices, races, cultures, beliefs, identities, orientations and points of view. Whether living in residence halls, near campus or commuting, you'll find there's always something interesting going on, from social events, clubs, sororities and fraternities, to two state-of-the-art fitness centers, and more-not to mention everything Chicago has to offer just minutes away. And at UIC, we take our sports seriously. The UIC Flames compete in 18 NCAA Division 1 sports and have won a total of 38 conference championships. There's a wide range of intramural teams and sports clubs for students to join. UIC is proud to join the SAM Project.

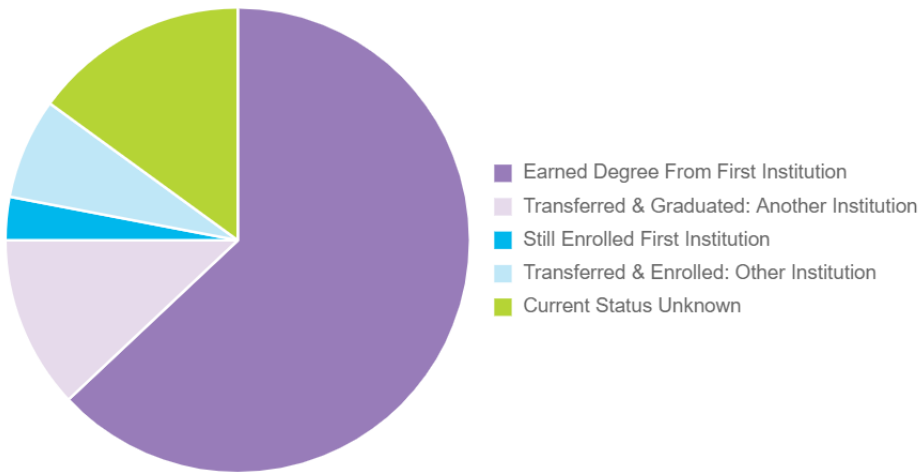


Website:
www.uic.edu/index.html/

Email:
uicadmit@uic.edu

Fall 2014 First-time Full-time Cohort

6-year outcomes for undergraduate bachelor's-seeking students as of 2020



BACHELOR'S MODEL

First-Time Full-Time

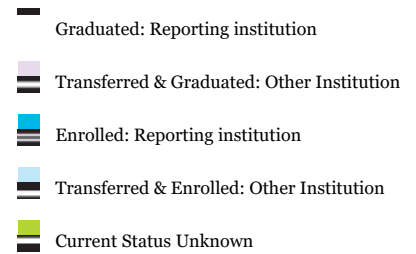
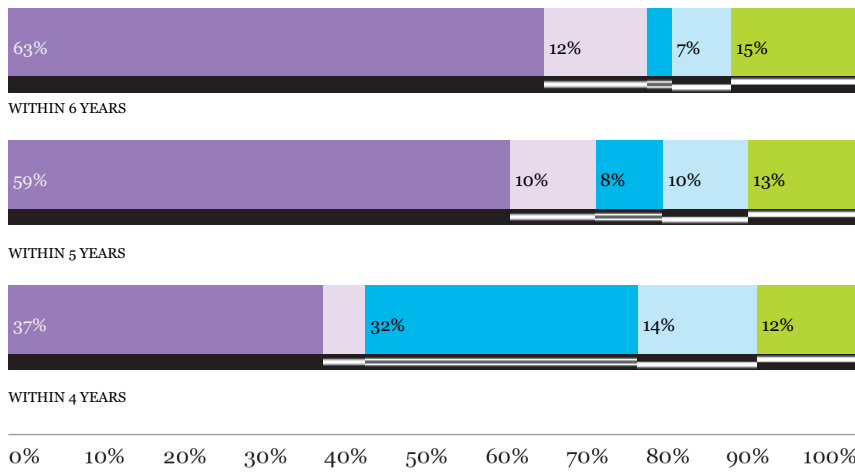


First-Time Full-Time Students Starting Fall 2014

Number of students: 3,007

roll over each bar for detail data



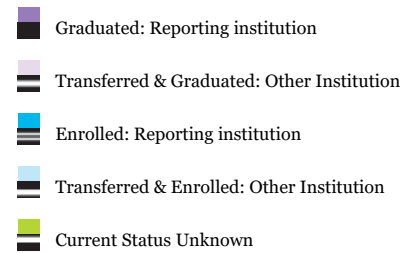
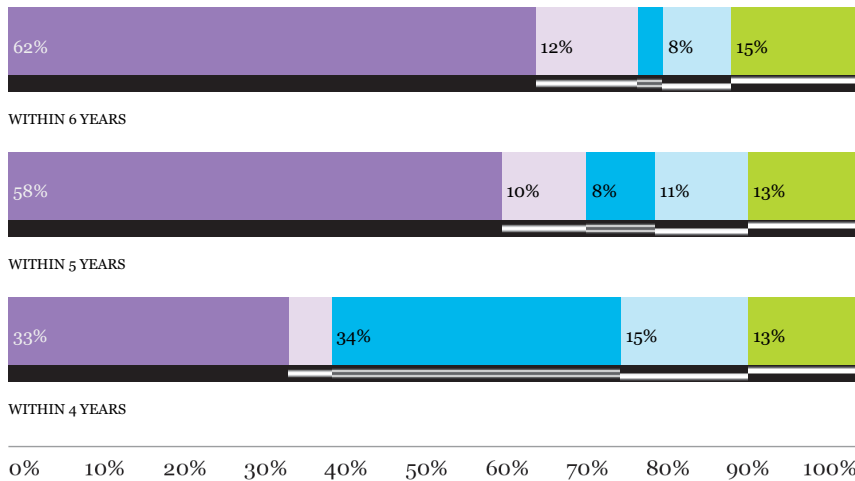


[view detail data for graph »](#)

Pell Grant Recipients Starting Fall 2014

Number of students: 3,007

roll over each bar for detail data

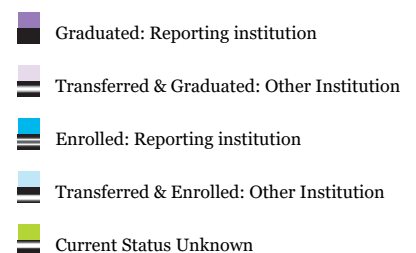
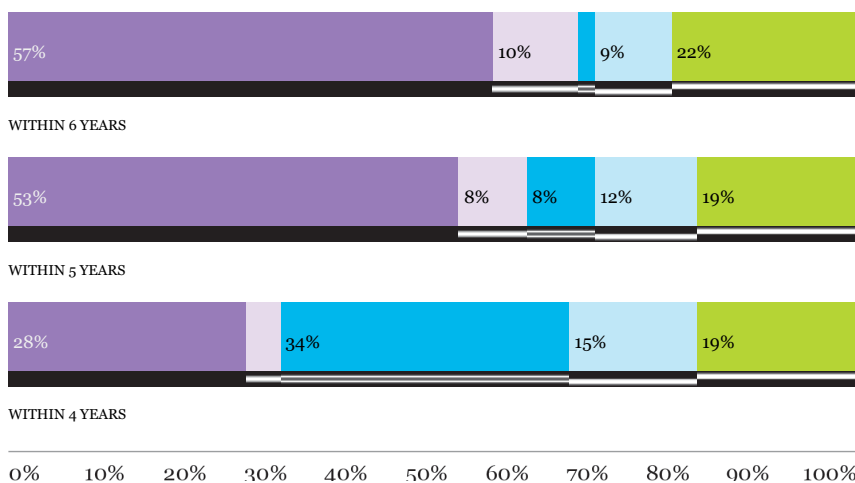


[view detail data for graph »](#)

Students of Color Starting Fall 2014

Number of students: 3,007

roll over each bar for detail data



[view detail data for graph »](#)

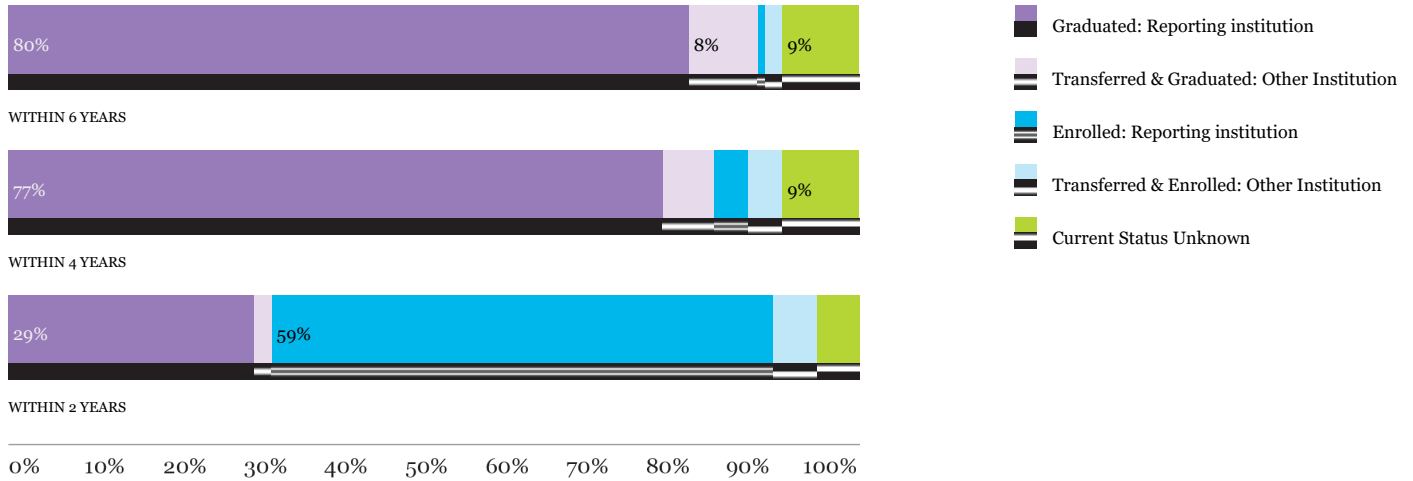
Full-Time Transfer



Full-Time Transfer Students Starting Fall 2014

Number of students: 3,007

roll over each bar for detail data

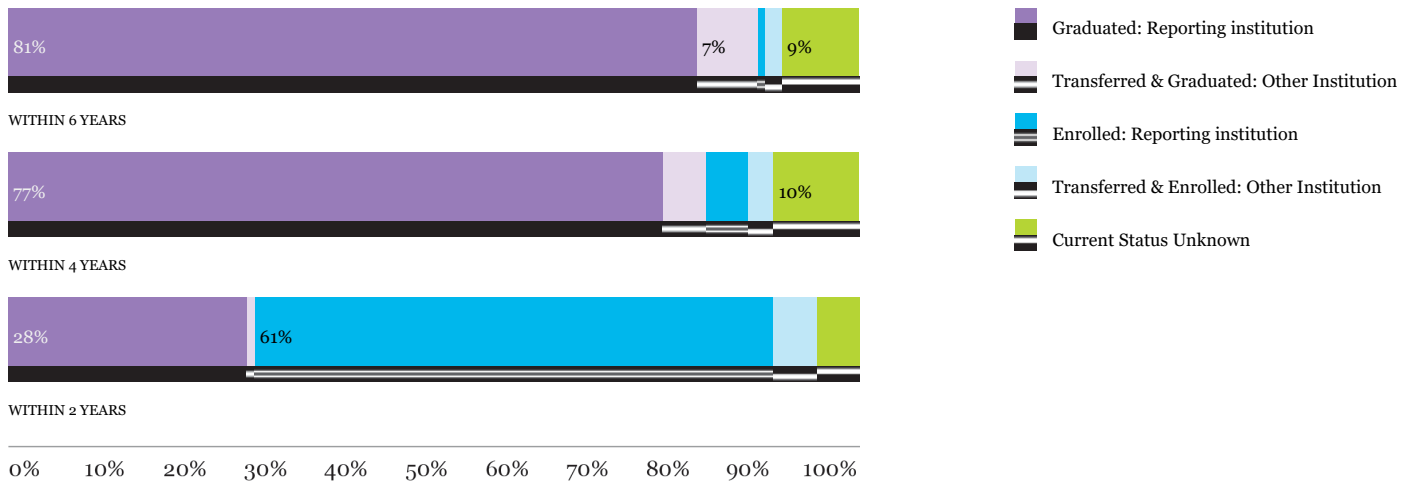


[view detail data for graph »](#)

Pell Grant Recipients Starting Fall 2014

Number of students: 3,007

roll over each bar for detail data



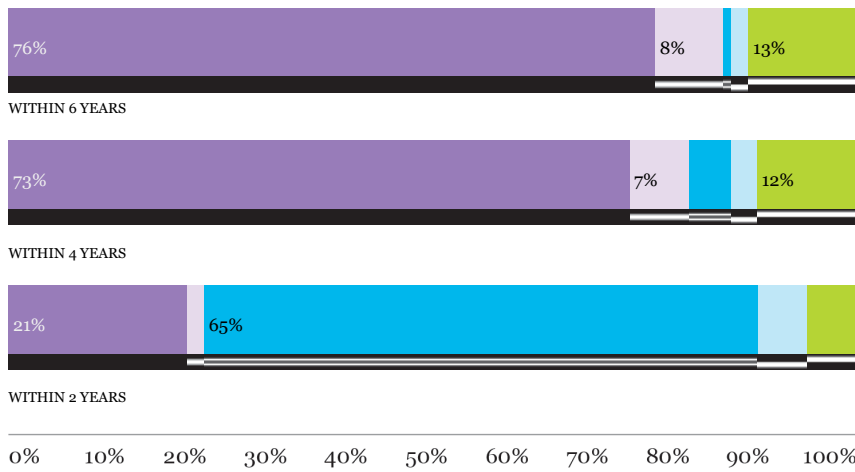
[view detail data for graph »](#)

Students of Color Starting Fall 2014

Number of students: 3,007

roll over each bar for detail data





- Transferred & Graduated: Other Institution
- Enrolled: Reporting institution
- Transferred & Enrolled: Other Institution
- Current Status Unknown

[view detail data for graph »](#)

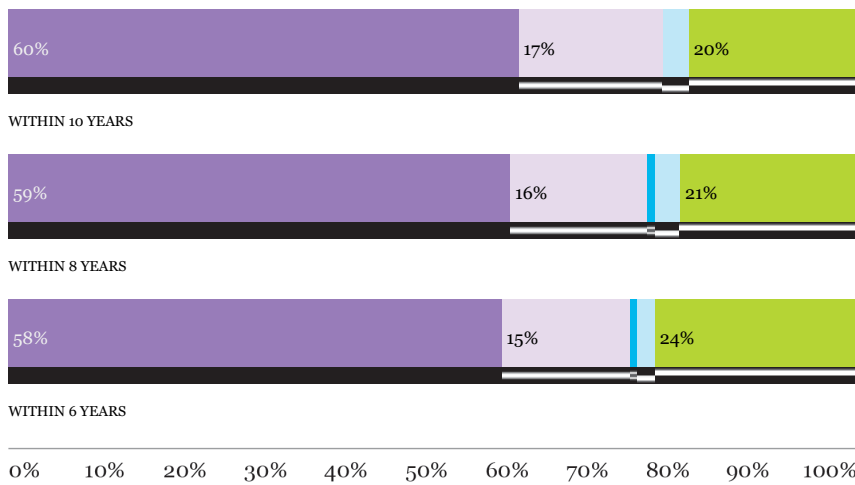
First-Time Part-Time



First-Time Part-Time Students Starting Fall 2010

Number of students: 3,185

roll over each bar for detail data



- Graduated: Reporting institution
- Transferred & Graduated: Other Institution
- Enrolled: Reporting institution
- Transferred & Enrolled: Other Institution
- Current Status Unknown

[view detail data for graph »](#)

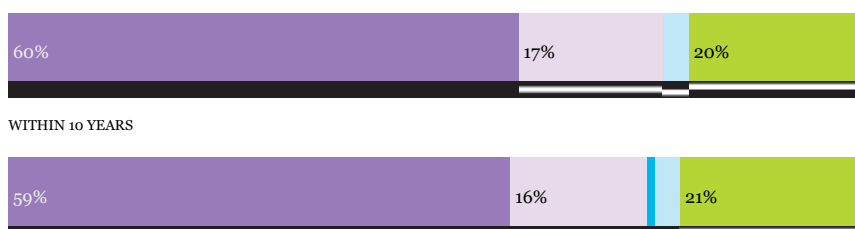
Part-Time Transfer



Part-Time Transfer Students Starting Fall 2010

Number of students: 3,185

roll over each bar for detail data



- Graduated: Reporting institution
- Transferred & Graduated: Other Institution
- Enrolled: Reporting institution
- Transferred & Enrolled: Other Institution
- Current Status Unknown

Current Status Unknown

WITHIN 8 YEARS



WITHIN 6 YEARS

0% 10% 20% 30% 40% 50% 60% 70% 80% 90% 100%

[view detail data for graph »](#)

Pell Grant Recipients Starting Fall 2010

Number of students: 3,185

roll over each bar for detail data



Graduated: Reporting institution
Transferred & Graduated: Other Institution
Enrolled: Reporting institution
Transferred & Enrolled: Other Institution
Current Status Unknown

WITHIN 10 YEARS



WITHIN 8 YEARS



WITHIN 6 YEARS

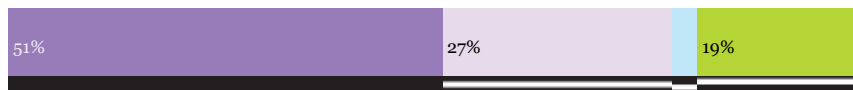
0% 10% 20% 30% 40% 50% 60% 70% 80% 90% 100%

[view detail data for graph »](#)

Students of Color Starting Fall 2010

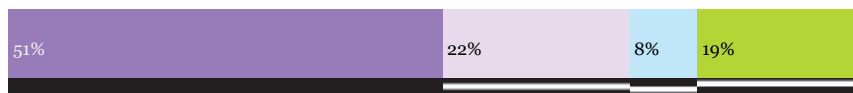
Number of students: 3,185

roll over each bar for detail data

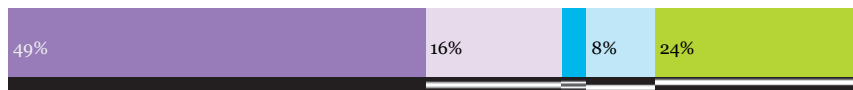


Graduated: Reporting institution
Transferred & Graduated: Other Institution
Enrolled: Reporting institution
Transferred & Enrolled: Other Institution
Current Status Unknown

WITHIN 10 YEARS



WITHIN 8 YEARS



WITHIN 6 YEARS

0% 10% 20% 30% 40% 50% 60% 70% 80% 90% 100%

[view detail data for graph »](#)

