



2018 PROFILE

— GLOBAL INSTITUTIONAL PROFILES PROJECT

UNIVERSITY OF ILLINOIS AT CHICAGO

—
Thank you for your
continued
participation and
support of the
Global Institutional

INTRODUCTION

The Global Institutional Profiles Project creates accurate and comprehensive profiles of research institutions around the world.

With reliable and objective data on each institution, users of the data in these profiles and elsewhere are better equipped to:

- Validate and quantify executive and strategic decisions
- Support marketing, publicity and other promotional efforts
- Supplement rankings and other assessment initiatives with additional indicators of excellence

By working closely with a multitude of personnel from universities and other related institutions around the world, we have been able to create the richest, clearest profiles to date—portraits of facts and figures on research activity, funding, students, and staff, supported by verifiable indicators from Clarivate Analytics.

ABOUT THE REPORT

This Profile supplements the Institutional Profiles data available in *InCites™* and is provided to organizations contributing to the institutional profiles project. It is based on data from three main sources: data provided by the institution directly to Clarivate Analytics data on the institution's publications and citations from *Web of Science™*; and the results of the annual Academic Reputation Survey.

For more information please see: <http://ips.clarivate.com/globalprofilesproject/>

Clarivate Analytics has conducted extensive validation of the data and applied powerful analytical techniques to interpret and present the data in a meaningful way.

This Profile and all data included herein may be used as a promotional and/or marketing device, as a management tool to be shared internally with colleagues for purposes of evaluation, or to provide institutional research executives with information on research performance. The information in this report may be used to assist students or faculty in the selection of your institution. You may use this report in the following ways:

- Post it on your institution's website (see below)
- Share with administrators at other institutions
- Submit with research assessments or government and funding proposals

Please note the data tables and individual performance results are the property of Clarivate Analytics. Use of any of the information must include the following notice: "Clarivate Analytics reserves all rights to the data and data should not be extracted, republished, redistributed or used for any commercial purpose."

UNIVERSITY OF ILLINOIS AT CHICAGO

CONTACT INFORMATION

University of Illinois at Chicago
601 S Morgan Street
Chicago IL 60607-7127
United States

Tel: +1-312-996-7000

URL: <http://www.uic.edu>

Email: burton@uic.edu

Facebook: <https://www.facebook.com/uic.edu>

Twitter: <https://twitter.com/UICnews>

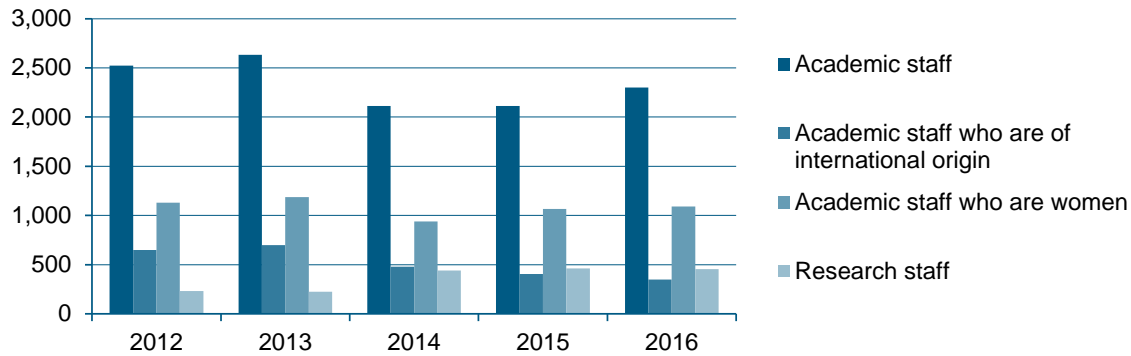
LinkedIn: <https://www.linkedin.com/edu/university-of-illinoi>

BRIEF DESCRIPTION

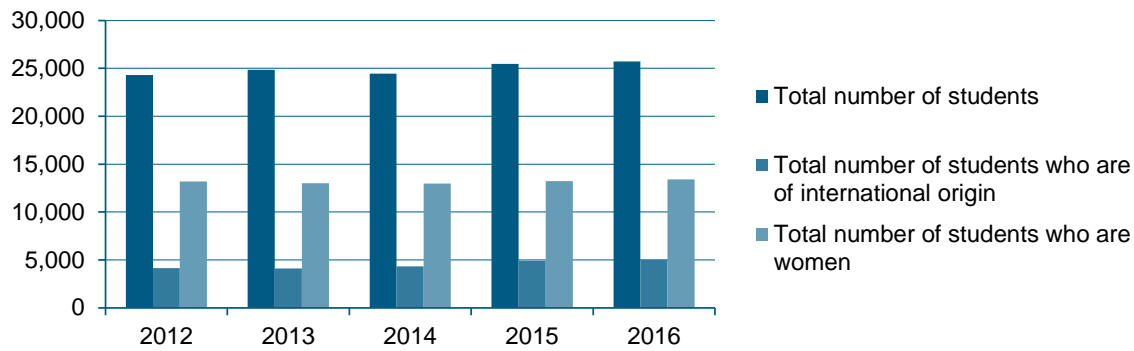
Public research university with 19,448 undergraduates, 7,988 graduate students and 3,103 professional students, for 30,539 students in Fall 2017.

UNIVERSITY OF ILLINOIS AT CHICAGO

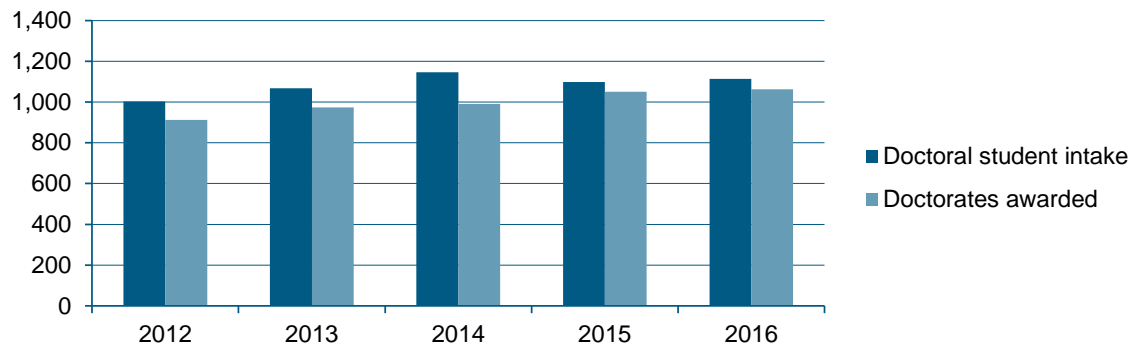
ACADEMIC & RESEARCH STAFF



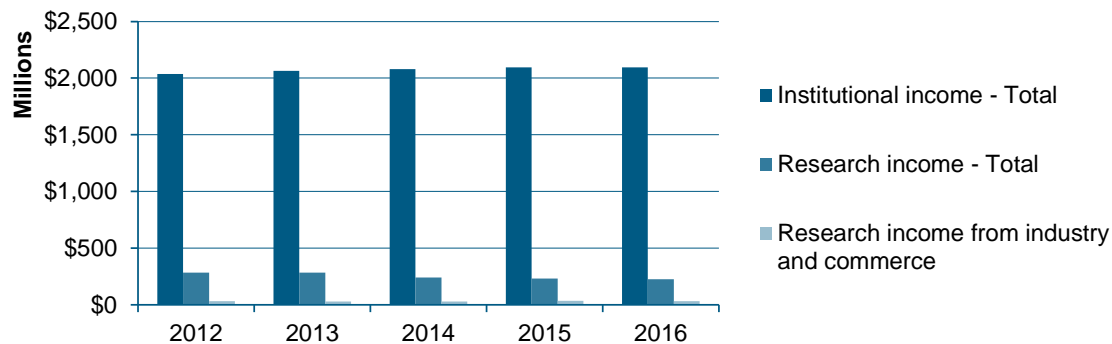
TOTAL NUMBER OF STUDENTS



DOCTORAL STUDENT INTAKE / OUTPUT



FUNDING



UNIVERSITY OF ILLINOIS AT CHICAGO

INSTITUTIONAL INDICATORS

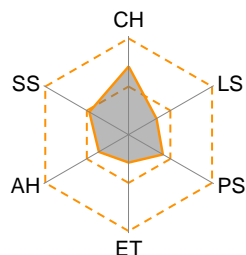
	2012	2013	2014	2015	2016
Academic Staff	2,523	2,634	2,113	2,113	2,299
- who are of international origin	648	697	479	405	347
- who are women	1,131	1,186	940	1,065	1,091
Research Staff	232	225	439	463	456
Total number of students	24,318	24,863	24,459	25,450	25,705
- who are of international origin	4,153	4,113	4,325	4,902	5,001
- who are women	13,183	13,002	12,966	13,224	13,419
Undergraduate student intake	4,516	4,458	5,054	5,265	5,959
Undergraduate degrees awarded	3,813	3,809	3,687	3,912	3,917
Master or equivalent student intake	1,521	1,539	3,214	2,990	3,920
Master's degrees awarded	2,088	2,170	2,264	2,359	2,088
Doctoral students admitted	1,002	1,068	1,145	1,098	1,113
Doctorates awarded	912	974	990	1,051	1,062
Institutional income	\$2,037,516,000	\$2,064,744,000	\$2,079,310,000	\$2,095,527,000	\$2,095,527,000
Research income	\$283,836,000	\$283,838,529	\$241,858,898	\$232,958,395	\$225,933,802
- Research income from industry and commerce	\$30,432,374	\$27,891,581	\$28,449,692	\$34,490,346	\$33,114,216

UNIVERSITY OF ILLINOIS AT CHICAGO

SUBJECT SPECIFIC DATA - TEACHING AND INSTITUTIONAL

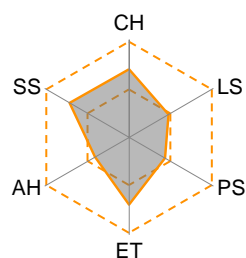
Academic staff / students

CH	Clinical, pre-clinical & health	69
LS	Life sciences	31
PS	Physical sciences	39
ET	Engineering & technology	27
AH	Arts & humanities	34
SS	Social sciences	45



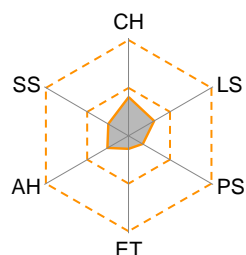
Doctoral degrees awarded / academic staff

CH	Clinical, pre-clinical & health	69
LS	Life sciences	46
PS	Physical sciences	41
ET	Engineering & technology	69
AH	Arts & humanities	39
SS	Social sciences	70



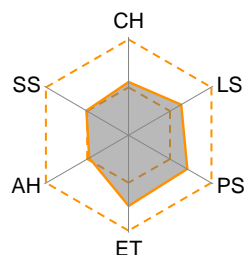
Teaching reputation

CH	Clinical, pre-clinical & health	38
LS	Life sciences	29
PS	Physical sciences	15
ET	Engineering & technology	12
AH	Arts & humanities	24
SS	Social sciences	23



Academic staff - international / academic staff

CH	Clinical, pre-clinical & health	54
LS	Life sciences	62
PS	Physical sciences	69
ET	Engineering & technology	72
AH	Arts & humanities	46
SS	Social sciences	49



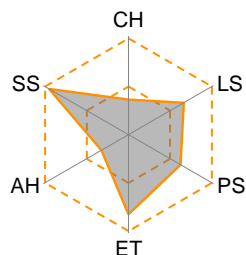
Where tables and graphs display blanks, either the university has not supplied data or a score was removed due to being highly anomalous.

UNIVERSITY OF ILLINOIS AT CHICAGO

SUBJECT SPECIFIC DATA - RESEARCH & CITATION IMPACT

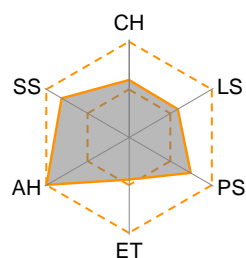
Papers / academic and research staff

CH	Clinical, pre-clinical & health	34
LS	Life sciences	64
PS	Physical sciences	60
ET	Engineering & technology	81
AH	Arts & humanities	30
SS	Social sciences	93



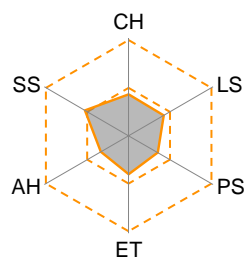
Normalized Citation Impact (country adjusted)

CH	Clinical, pre-clinical & health	58
LS	Life sciences	57
PS	Physical sciences	73
ET	Engineering & technology	42
AH	Arts & humanities	98
SS	Social sciences	79



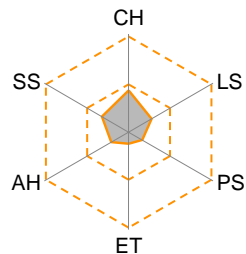
Research income / academic staff

CH	Clinical, pre-clinical & health	41
LS	Life sciences	40
PS	Physical sciences	33
ET	Engineering & technology	38
AH	Arts & humanities	32
SS	Social sciences	51



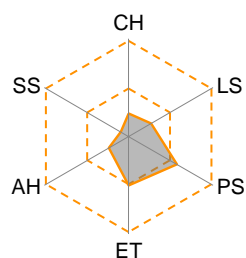
Research reputation

CH	Clinical, pre-clinical & health	42
LS	Life sciences	26
PS	Physical sciences	14
ET	Engineering & technology	10
AH	Arts & humanities	19
SS	Social sciences	30



Papers - international co-author / papers

CH	Clinical, pre-clinical & health	22
LS	Life sciences	25
PS	Physical sciences	56
ET	Engineering & technology	49
AH	Arts & humanities	22
SS	Social sciences	8

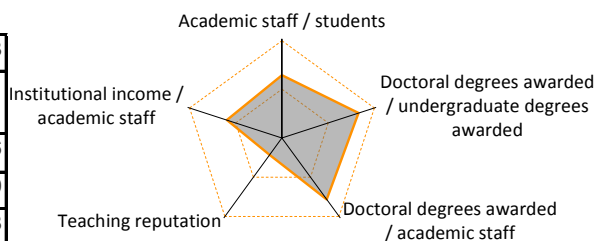


UNIVERSITY OF ILLINOIS AT CHICAGO

InCites™ INSTITUTIONAL PROFILES INDICATORS

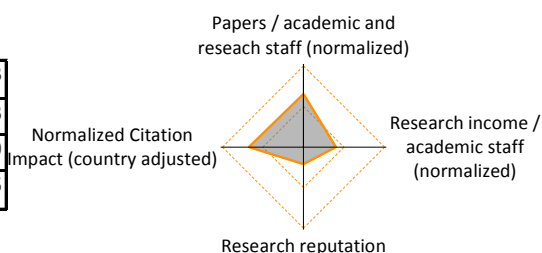
TEACHING INDICATORS

Academic staff / students	63
Doctoral degrees awarded / undergraduate degrees awarded	81
Doctoral degrees awarded / academic staff (normalized)	76
Teaching reputation	20
Institutional income / academic staff	58



RESEARCH INDICATORS

Papers / academic and research staff (normalized)	63
Research income / academic staff (normalized)	38
Research reputation	19
Normalized Citation Impact (country adjusted)	65

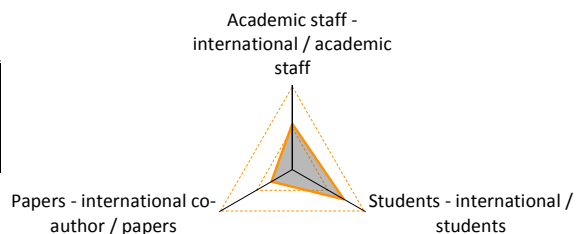


INDUSTRY INDICATORS

Research income from industry / academic staff	40
Industrial co-authorships *	N/A

INTERNATIONAL OUTLOOK INDICATORS

Academic staff - international / academic staff	53
Students - international / students	70
Papers - international co-author / papers	27



Note: Values and scale on tables and diagrams are cumulative probability scores, representing your institution's place compared to other institutions. Dotted line on the diagram represents a cumulative probability of 50 i.e. the median value. Maximum value is 100.

SUMMARY

We hope you find this report informative and look forward to many years of collaboration to improve our multidimensional approach to institution profiling, data validation, and qualitative assessment. For over half a century, Clarivate Analytics, formerly the IP & Science business of Thomson Reuters has pioneered the world of citation indexing and analysis. All of our analytics tools and services are underpinned by the gold standard citation data in the *Web of Science*. We are therefore uniquely positioned to help you and your institution make informed decisions about current and future research and organizational strategies. We look forward to continuing our partnership with you and welcome any feedback you may have.

The data presented in this report represent just a fraction of what you can obtain when you subscribe to *InCites*, the web-based evaluation tool. The *InCites* platform enables you to access data alongside both article-level and aggregated data and metrics to assess the impact and influence of people, departments, institutions, regions, and publications within the broader research ecosystem.

InCites allows you to objectively and accurately assess the return on your research investments and activities. Starting with a foundation of trusted *Web of Science* data, you can create visually impactful reports to help:

- **Develop** a clear picture of the research activity at your organization—an indicator of future success
- **Measure and benchmark** the research performance of your people, programs and peers to properly allocate funding and attract new talent
- **Facilitate** collaborations that advance your strategic goals and support internal review, reporting and promotional processes

WHO WE ARE

Clarivate™ Analytics accelerates the pace of innovation by providing trusted insights and analytics to customers around the world, enabling them to discover, protect and commercialize new ideas, faster. Formerly the Intellectual Property and Science business of Thomson Reuters, we've been assisting our customers for over 60 years. Now as an independent company with over 4,000 employees, operating in more than 100 countries around the world, we remain expert, objective and agile. For more information, please visit us at [Clarivate.com](https://www.clarivate.com).

If you have any questions about this report please contact

Clarivate Analytics

1500 Spring Garden Street, 4th Floor

Philadelphia, PA 19130

T/ +1 215 823 1752

E/ science.profilesproject@clarivate.com